

SAMSUNG C&T CORPORATION

COPYRIGHT © 2024 SAMSUNG C&T CORPORATION. ALL RIGHTS RESERVED

I. SAMSUNG C&T

Vision, Business	3p
Overview	4p
History	5p



Vision, Business

Trading & Investment

Global Value Creating Company

Contributing to society and growing together with employees by trading key industrial materials and developing eco-friendly businesses

Chemicals / Steel / Energy / Materials / New Business

Engineering & Construction

Creating FutureScape

The Best Technology and Expertise to Create Solutions for a Better World and Achieve Sustainable Growth

Buildings / Civil Infrastructure / Plants / Housing

Fashion

Global Lifestyle Innovator

Beauty for everyone through fashion

Casual / Menswear / International Brands / Womenswear / SPA / Online Shop

Resort

Design Happiness Delight Everyone

Creating space and culture to add vitality to life, we realize a future of happiness for all

Everland / Caribbean Bay / Golf Club / Landscaping

Overview

Employees and Business Performance

(as of 2023)



No. of Employees

9,492

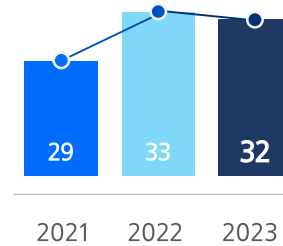


Total Assets

51

billion dollars

(Unit: billion dollars)

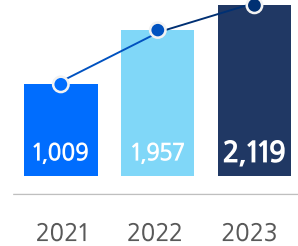


Sales

32

billion dollars

(Unit: million dollars)



Operation Profit

2,199

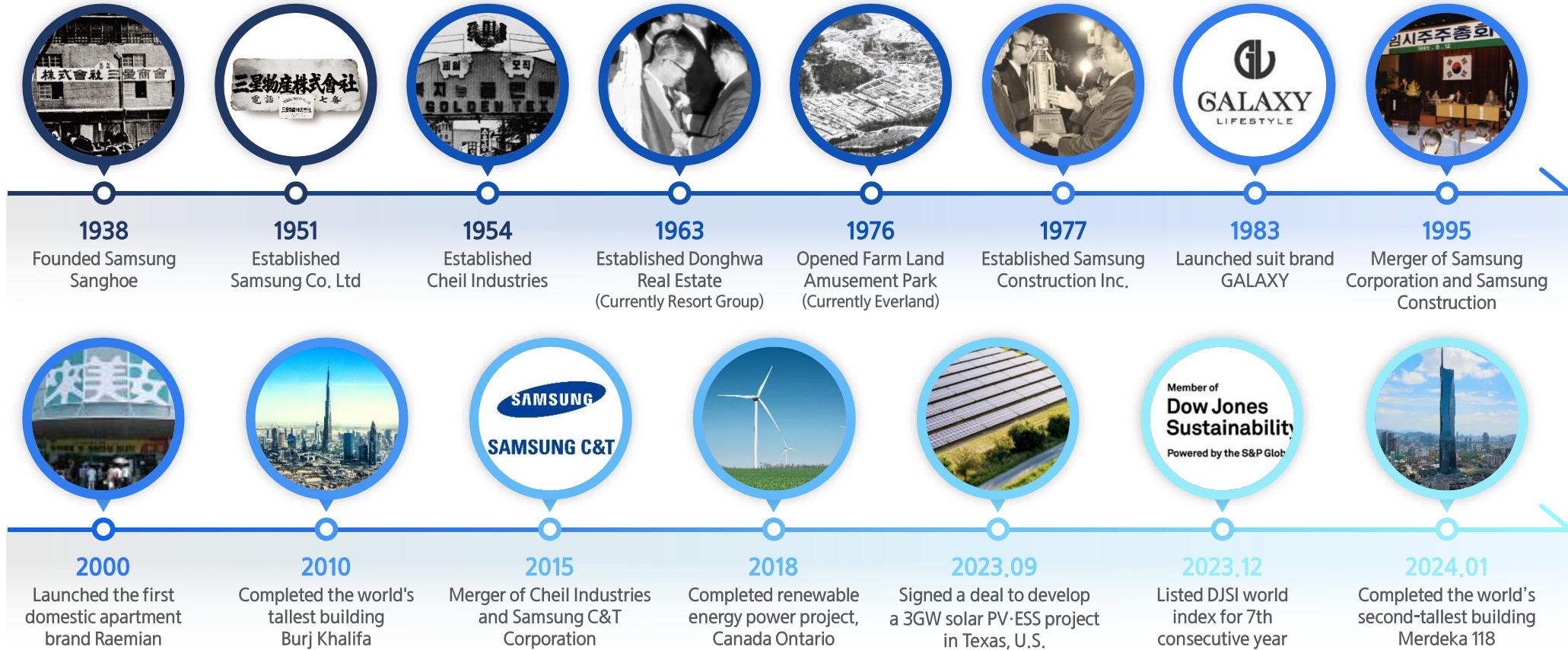
million dollars

* USD figures are based on the KRW-USD exchange rate of 1,289.40 as of Dec. 31, 2023

*Sales & Profit USD figures are based on the average 2023 KRW-USD exchange rate of 1,305.41

History

As an originating company of Samsung, Samsung C&T continues to build its reputation as a leader across all industries.



II. SAMSUNG C&T

TRADING & INVESTMENT GROUP

Global Network	7p
Overview	8p
Business Portfolio	9p



Global Network

Leveraging our expertise and networking capabilities based in over 70 overseas offices, we provide optimal solutions to our customers.

● Regional Headquarters ● Subsidiary ● Office



Overview

Trading & Investment Group's Key Figures : Employees, Global Network and Business Performance

(as of 2023)



No. of Employees

4,951

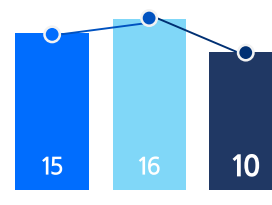
(Including 4,220 at global offices)



Global Networks

70 posts in
40 countries

(Unit: billion dollars)

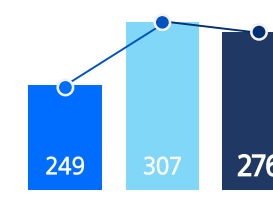


2021 2022 2023

Sales

10
billion dollars

(Unit: million dollars)



2021 2022 2023

Operation Profit

276
million dollars

* USD figures are based on the average 2023 KRW-USD exchange rate of 1,305.41

Business Portfolio

We engage in a diverse range of business worldwide harnessing our top talent, extensive global network and abundant experiences in the field of chemicals, steel, energy, materials and new business development.



Chemicals



Steel



Energy



Materials



New Business

Business Portfolio



Chemicals

We trade various chemical products in the global market leveraging our experiences in trading accumulated at home and abroad over years.

Harnessing our logistics capacity and financing role, we are expanding our core products including fertilizer, polymer, methanol, etc. We are also committed to developing eco-friendly chemical products in line with our strong focus on ESG.



Fertilizer



Polymer



Methanol



General Chemicals



Mining Materials


Business Portfolio



Steel

We source and sell steel products worldwide based on our experience in steel trading of more than 50 years and extensive global network.

To grow into a global top-tier company, we are not only expanding our value chain with our coil centers overseas but also operating stainless precision mills in Europe and China.



Business Portfolio



Energy

Global Full-Line Energy Provider

In line with the global energy diversification needs, we participate in the development of eco-friendly power plants and develop biofuel businesses. Also, we offer various business solutions such as financing and off-take agreement as part of project organizing business.



Renewable Energy



Biofuel



LNG Plant



Hydrogen



Healthcare/
Infrastructure

Business Portfolio



Materials

A solution provider for materials, parts and equipment used in semiconductors and rechargeable batteries

We provide trading, logistics and SCM solutions for materials, components and equipment used in the growing industries of semiconductors and rechargeable batteries.



Electronic Component and Material



Materials for Rechargeable Batteries



Equipment



Nonferrous Metals



Consumables



Electric Vehicle Charging Infrastructure

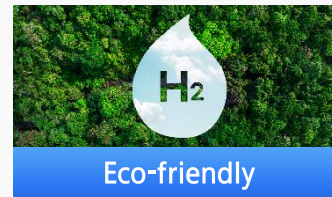
Business Portfolio



New Business

Future Business Solution Provider

Harnessing our extensive global network and New Business Investment Fund we aim to develop new businesses primarily in eco-friendly areas such as renewable energy and rechargeable battery recycling to drive future growth.



Eco-friendly

- Strengthen the eco-friendly business portfolio including renewables, rechargeable battery recycling, etc.
- Promote business development in the fields of clean hydrogen import, eco-friendly materials, etc.



New Business Investment Fund

- Build a mid-to-long term business portfolio with the New Business Investment Fund
- Strengthen business competitiveness and achieve sustainable growth through active investment in promising areas

THANK YOU

COPYRIGHT © 2024 SAMSUNG C&T CORPORATION. ALL RIGHTS RESERVED